



# DIGITAL TECHNOLOGIES FOR THE CREATIVE CLASSROOM



learning**together**

*Constantly learning,  
constantly evolving.*



**OID: E10201112**

Advanced Institute for Skills Development



# COURSE DESCRIPTION

Today's students may find traditional hobbies, like reading, to be incredibly uninteresting as a result of the digital revolution, but they are compelled by audiovisual and creative material (e.g., videos, photos, and audio resources).

However, educators may feel unable to interact with pupils utilizing digital tools and lingo. For that reason, this course has been designed for teachers and educators who want to learn about online tools and settings like Padlet, Slido, Plot Generator, or Canva, to mention a few, that encourage teamwork and creativity.

With plenty of time for reflection and debate on their strengths and limitations as well as potential application in their teaching contexts, participants will acquire practical experience utilizing and generating material in each application during this course.

By incorporating students in fun group projects or imaginative online activities, teachers will be better able to make their classes more interesting.

Participants will be able to identify the benefits and drawbacks of each ICT tool by the conclusion of the course and be able to use them effectively in the classroom.



# COURSE INFORMATION

## Course Objectives

The purpose of this training course is to provide teachers or adult educators with a set of skills and processes that will enable them to use their digital expertise to support creative tactics and activities in the educational community, with special focus on design tools, presentation and content display.

## Learning Outcomes

- Facilitating the planning, implementation, and brainstorming of online initiatives (Padlet);
- Make presentations that are creative and engaging (Slido, Prezi);
- Create digital content;
- Amplify storytelling and writing creativity (Wordclouds, Plot Generator);
- Assist pupils in producing captivating online graphic content (Stellar, Canva);
- Conduct effective in-person lessons;
- Evaluating students using technology;
- Enhance communicative competences in English;
- Improve ICT and social skills;
- Promote culture awareness;
- Share experiences and ideas with their peers.



# COURSE INFORMATION

**Duration:** 1 week (6 days – Sunday to Friday – 9h00 to 14h00)

**Location:** Porto, Portugal

**Language:** English

**Certification:** Certificate of Attendance, including a description of the learning outcomes from the previous page; Europass validation

**Price:** 580€ (course fee + administration costs + social program). Prices according to the new Erasmus+ 2021-2027 program\*

\*(Our courses are eligible to be completely funded by the Erasmus+ KA1 funds and several other programs)

***See more information (e.g. price description, included activities) [here](#).***

# DAILY PROGRAM\*

Our courses also include a daily Coffee Break & Social Program (4 ACTIVITIES)

## DAY 1 / 18h30

- Welcome dinner, icebreaking
- Meet & greet, networking – participants and staff
- Week briefing & planning

## DAY 2 / 8h30-13h30

- Introduction to ICT collaborative tools
- Establish a successful online project (planning and ideation, execution);
- Introduction to Online Learning and Digital Presentation Tools
- Tips and exercises for using digital tools for information display
- Digital Tools for Material Design

**\*15h00 - Guided Walking Tour**

## DAY 3 / 8h30-13h30

- Introduction to online presentations platforms
- Investigate aspects and options to create an engaging presentation
- Instruments for the creation process
- Creating Learning Materials
- Individual and group application – suggested tools

**\*16h00 - Hop On Hop Off Bus 48h**

## DAY 4 / 8h30-13h30

- Apps for Interactive Lessons
- Experience and use these platforms – practice activity (creating own lessons)
- Introduction to story-telling and creative writing applications
- Collaboratively and creatively producing content material

**\*16h00 - Port Wine Cellar Visit & Tasting**

## DAY 5 / 8h30-13h30

- Introduction to image and video-editing software
- Producing and disseminating visual material
- Group work

**\*16h00 - 6 Bridges River Cruise**

## DAY 6 / 8h30-13h30

*Final Day*

- Presentation of participants' learning portfolios
- Course roundup & review
- Learning outcomes' validation
- Certification Ceremony

\*This schedule/ program describes likely activities but may differ based on the trainer's discretion and objectives.






# TRUSTED BY EDUCATORS ALL AROUND EUROPE

Learning Together believes that well-trained teachers are more motivated & better able to successfully perform and achieve organizational goals! We believe that all organizations' core are its **people**, therefore we organise development courses for education professionals who want to enhance & acquire new competencies related to their work practice. That way, participants can better teach the people of tomorrow, **while absorbing new cultures and meeting people all around Europe!**

## LET'S LEARN TOGETHER!

**Sign up for a course and  
start your journey with us!**

 [www.learning-together.eu](http://www.learning-together.eu)  
 (351) 229 418 490 | (351) 911 895 280  
 [learningtogether.eu@sinerconsult.pt](mailto:learningtogether.eu@sinerconsult.pt)

*For more  
information, click  
the following links:*

[Pre-Registration](#)

[Discover Porto](#)

[Our Gallery](#)

[Pricing & FAQ](#)

[All Courses](#)

